

# HOW TO PURCHASE A BALDWIN UNIVERSITY COLLEGE APPLICATION VOUCHER CODE

1. Go to the Baldwin University College website and click on “**Apply to Baldwin**” under the Admissions Menu.



## Apply to Baldwin

Applicant can apply to Baldwin University College by purchasing an **Application Voucher Code** for **GHS 101.00**. After purchasing the Voucher Code, the applicant will use that code to access and fill the application form online.

### Steps in purchasing Application Voucher Code

- Applicant will be required to provide his/her name, valid email address and phone number.
- Applicant will then be redirected to the payment page where payment for the Voucher Code can be made via Mobile Money, Debit or Credit Cards.
- Once payment is successful, applicant will be sent the Application Voucher Code by text message and email in order to begin the application process.
- [Click on this link to download the guide to making payments online.](#)

## Admissions

▶ Entry Requirements

▶ **Apply to Baldwin**

▶ Schedule of Fees

▶ Financial Aid

2. Proceed to fill the Voucher Code Purchase Form with your First Name, Surname, Email Address and Phone Number (**Please note that your Serial Number and Voucher Code will be sent to you via Text Message and Email so the details you provide on this page should be accurate.**)



Please fill this form to purchase your Voucher Code

FIRST NAME:

SURNAME:

PHONE:

3. Click on the “**Proceed to Purchase Voucher Code**” button. You will then be redirected to the online payment page to make payment.

FIRST NAME:

SURNAME:

PHONE:

EMAIL:


**PROCEED TO PURCHASE VOUCHER CODE**

4. On the Payment Page, you will have the option of choosing between using a MoMo Account, a Bank Card or Via the Hubtel App. Choose the option that you are comfortable with.


 Baldwin University College  
0242241334  
enquiries@baldwin...

How would you like to pay?


**Mobile Money**  
MTN, Vodafone, AirtelTigo



**Bank Card**  
MasterCard, VISA, Amex, Union Pay




**Hubtel**  
Scan and pay with Hubtel



**Invoiced by**  
Baldwin University College  
Osu, Accra

Qty	Description	Amount
1	Baldwin Item	GHS 100.00
Subtotal		GHS 100.00
Delivery		GHS 0.00
Processing fee		GHS 0.00
Invoice additions		GHS 0.00
<b>Total</b>		<b>GHS 100.00</b>

 Hubtel Reward 0 pts

5. After Choosing your payment option, you will be asked to enter your phone number. A verification code will be sent to the phone number you entered.

Baldwin University College  
0242241334  
enquiries@baldwin...

### Who is paying the invoice

Please provide your Mobile Money number below for verification

Back
Next

or

Scan with the Hubtel App

### Invoiced by

Baldwin University College  
Osu, Accra

Qty	Description	Amount
1	Baldwin Item	GHS 100.00
<b>Subtotal</b>		GHS 100.00
Delivery		GHS 0.00
Processing fee		GHS 0.00
Invoice additions		GHS 0.00
<b>Total</b>		<b>GHS 100.00</b>

**Hubtel Reward** 0 pts

Baldwin University College  
0242241334  
enquiries@baldwin...

### Verify your phone number

Please enter the 4 digit OTP sent to 024

WSGL -

Verify

[Report An Issue](#)

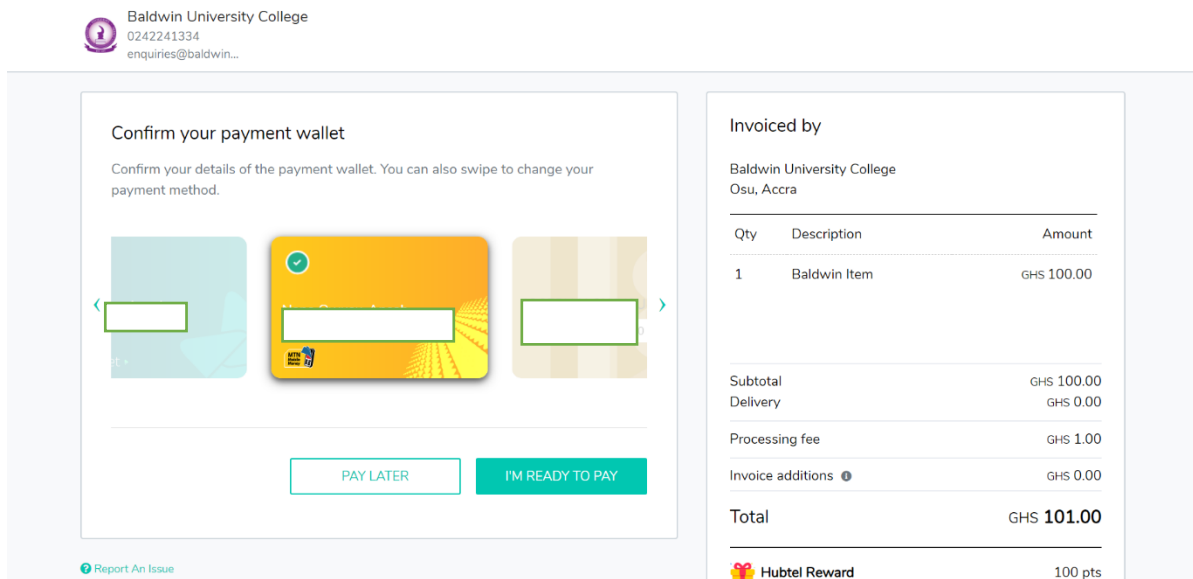
### Invoiced by

Baldwin University College  
Osu, Accra

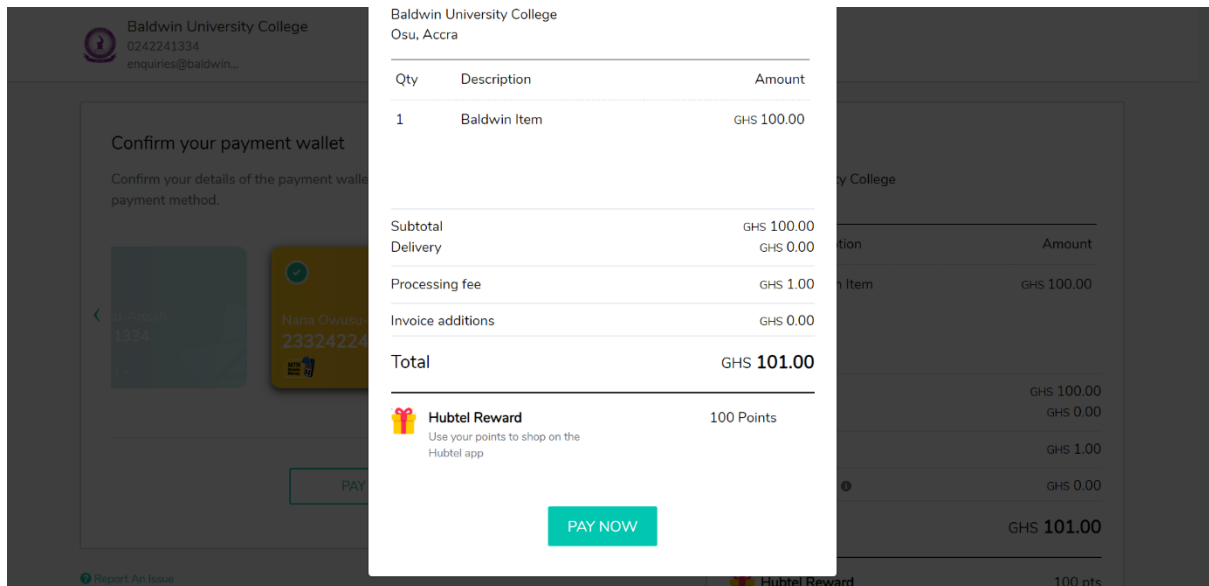
Qty	Description	Amount
1	Baldwin Item	GHS 100.00
<b>Subtotal</b>		GHS 100.00
Delivery		GHS 0.00
Processing fee		GHS 0.00
Invoice additions		GHS 0.00
<b>Total</b>		<b>GHS 100.00</b>

**Hubtel Reward** 0 pts

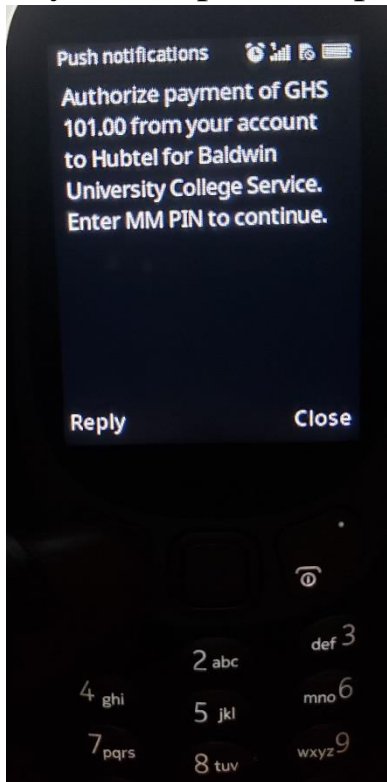
6. After verification is successful, you can then proceed to make payment by clicking on the “I’m Ready to Pay” button.



7. Click on the Pay Now button to make payment.




8. You will receive a prompt on your phone (if you chose the MoMo Payment Option) to proceed with payment.



9. Once you have entered your PIN and approved the transaction, please wait for about 40 seconds for the transaction to be completed successfully.

Baldwin University College  
0242241334  
enquiries@baldwin...



A bill prompt has been sent to you on 024[redacted]. Please authorise the payment

••• Waiting for payment to complete

---

No prompt? Dial \*170#, select My Wallet, then Approvals to complete this transaction.

[Report An Issue](#)

**Invoiced by**

Baldwin University College  
Osu, Accra

Qty	Description	Amount
1	Baldwin Item	GHS 100.00

---

Subtotal GHS 100.00  
 Delivery GHS 0.00  
 Processing fee GHS 1.00  
 Invoice additions GHS 0.00


**Total GHS 101.00**

---

Hubtel Reward 100 pts

10. After the transaction has been completed successfully, you will then be presented with a **“Back to Baldwin University College Button”**. Click on this button for your Voucher Code to be sent to you via text message and email.


Baldwin University College  
0242241334  
enquiries@baldwin...



**Your purchase was successful**  
You should receive a receipt on your phone with your order details in a moment

[Back to Baldwin University College](#)


[Report An Issue](#)

Invoiced by		
Baldwin University College Osu, Accra		
Qty	Description	Amount
1	Baldwin Item	GHS 100.00
Subtotal		GHS 100.00
Delivery		GHS 0.00
Processing fee		GHS 1.00
Invoice additions		GHS 0.00
<b>Total</b>		<b>GHS 101.00</b>
 Hubtel Reward		100 pts

11. You will then be redirected to the Baldwin University College Online Application page to begin your application process.



 Congratulations! Your payment was successful. Please check your Phone or Email for your Serial Number and Voucher Code to begin your online application

 Login with your Serial Number and Voucher Code

SERIAL NUMBER:

VOUCHER CODE:

[LOGIN](#)